

2.6 Exercises

See CalcChat.com for tutorial help and worked-out solutions to odd-numbered exercises.

Using Related Rates In Exercises 1–4, assume that x and y are both differentiable functions of t and find the required values of dy/dt and dx/dt .

Equation	Find	Given
1. $y = \sqrt{x}$	(a) $\frac{dy}{dt}$ when $x = 4$	$\frac{dx}{dt} = 3$
	(b) $\frac{dx}{dt}$ when $x = 25$	$\frac{dy}{dt} = 2$
2. $y = 3x^2 - 5x$	(a) $\frac{dy}{dt}$ when $x = 3$	$\frac{dx}{dt} = 2$
	(b) $\frac{dx}{dt}$ when $x = 2$	$\frac{dy}{dt} = 4$
3. $xy = 4$	(a) $\frac{dy}{dt}$ when $x = 8$	$\frac{dx}{dt} = 10$
	(b) $\frac{dx}{dt}$ when $x = 1$	$\frac{dy}{dt} = -6$
4. $x^2 + y^2 = 25$	(a) $\frac{dy}{dt}$ when $x = 3, y = 4$	$\frac{dx}{dt} = 8$
	(b) $\frac{dx}{dt}$ when $x = 4, y = 3$	$\frac{dy}{dt} = -2$

Moving Point In Exercises 5–8, a point is moving along the graph of the given function at the rate dx/dt . Find dy/dt for the given values of x .

5. $y = 2x^2 + 1$; $\frac{dx}{dt} = 2$ centimeters per second
 (a) $x = -1$ (b) $x = 0$ (c) $x = 1$
6. $y = \frac{1}{1+x^2}$; $\frac{dx}{dt} = 6$ inches per second
 (a) $x = -2$ (b) $x = 0$ (c) $x = 2$
7. $y = \tan x$; $\frac{dx}{dt} = 3$ feet per second
 (a) $x = -\frac{\pi}{3}$ (b) $x = -\frac{\pi}{4}$ (c) $x = 0$
8. $y = \cos x$; $\frac{dx}{dt} = 4$ centimeters per second
 (a) $x = \frac{\pi}{6}$ (b) $x = \frac{\pi}{4}$ (c) $x = \frac{\pi}{3}$

WRITING ABOUT CONCEPTS

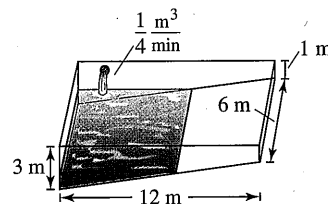
9. **Related Rates** Consider the linear function

$$y = ax + b.$$

If x changes at a constant rate, does y change at a constant rate? If so, does it change at the same rate as x ? Explain.

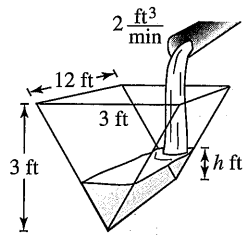
10. **Related Rates** In your own words, state the guidelines for solving related-rate problems.

11. **Area** The radius r of a circle is increasing at a rate of 4 centimeters per minute. Find the rates of change of the area when (a) $r = 8$ centimeters and (b) $r = 32$ centimeters.
12. **Area** The included angle of the two sides of constant equal length s of an isosceles triangle is θ .
 (a) Show that the area of the triangle is given by $A = \frac{1}{2}s^2 \sin \theta$.
 (b) The angle θ is increasing at the rate of $\frac{1}{2}$ radian per minute. Find the rates of change of the area when $\theta = \pi/6$ and $\theta = \pi/3$.
 (c) Explain why the rate of change of the area of the triangle is not constant even though $d\theta/dt$ is constant.
13. **Volume** The radius r of a sphere is increasing at a rate of 3 inches per minute.
 (a) Find the rates of change of the volume when $r = 9$ inches and $r = 36$ inches.
 (b) Explain why the rate of change of the volume of the sphere is not constant even though dr/dt is constant.
14. **Volume** A spherical balloon is inflated with gas at the rate of 800 cubic centimeters per minute. How fast is the radius of the balloon increasing at the instant the radius is (a) 30 centimeters and (b) 60 centimeters?
15. **Volume** All edges of a cube are expanding at a rate of 6 centimeters per second. How fast is the volume changing when each edge is (a) 2 centimeters and (b) 10 centimeters?
16. **Surface Area** All edges of a cube are expanding at a rate of 6 centimeters per second. How fast is the surface area changing when each edge is (a) 2 centimeters and (b) 10 centimeters?
17. **Volume** At a sand and gravel plant, sand is falling off a conveyor and onto a conical pile at a rate of 10 cubic feet per minute. The diameter of the base of the cone is approximately three times the altitude. At what rate is the height of the pile changing when the pile is 15 feet high? (*Hint:* The formula for the volume of a cone is $V = \frac{1}{3}\pi r^2 h$.)
18. **Depth** A conical tank (with vertex down) is 10 feet across the top and 12 feet deep. Water is flowing into the tank at a rate of 10 cubic feet per minute. Find the rate of change of the depth of the water when the water is 8 feet deep.
19. **Depth** A swimming pool is 12 meters long, 6 meters wide, 1 meter deep at the shallow end, and 3 meters deep at the deep end (see figure). Water is being pumped into the pool at $\frac{1}{4}$ cubic meter per minute, and there is 1 meter of water at the deep end.



- (a) What percent of the pool is filled?
 (b) At what rate is the water level rising?

- 20. Depth** A trough is 12 feet long and 3 feet across the top (see figure). Its ends are isosceles triangles with altitudes of 3 feet.



- (a) Water is being pumped into the trough at 2 cubic feet per minute. How fast is the water level rising when the depth h is 1 foot?
- (b) The water is rising at a rate of $\frac{3}{8}$ inch per minute when $h = 2$. Determine the rate at which water is being pumped into the trough.
- 21. Moving Ladder** A ladder 25 feet long is leaning against the wall of a house (see figure). The base of the ladder is pulled away from the wall at a rate of 2 feet per second.




Figure for 21

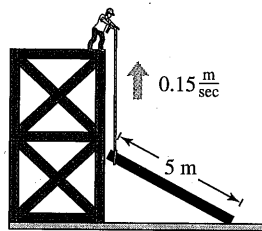


Figure for 22

FOR FURTHER INFORMATION For more information on the mathematics of moving ladders, see the article “The Falling Ladder Paradox” by Paul Scholten and Andrew Simoson in *The College Mathematics Journal*. To view this article, go to MathArticles.com.

- 22. Construction** A construction worker pulls a five-meter plank up the side of a building under construction by means of a rope tied to one end of the plank (see figure). Assume the opposite end of the plank follows a path perpendicular to the wall of the building and the worker pulls the rope at a rate of 0.15 meter per second. How fast is the end of the plank sliding along the ground when it is 2.5 meters from the wall of the building?

- 23. Construction** A winch at the top of a 12-meter building pulls a pipe of the same length to a vertical position, as shown in the figure. The winch pulls in rope at a rate of -0.2 meter per second. Find the rate of vertical change and the rate of horizontal change at the end of the pipe when $y = 6$.

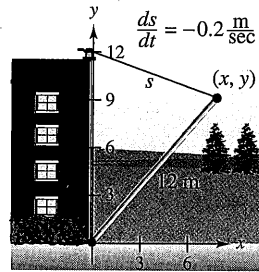


Figure for 23

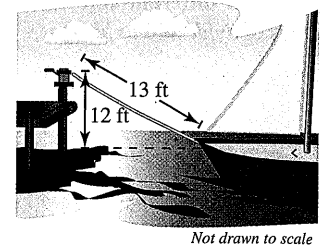


Figure for 24

- 24. Boating** A boat is pulled into a dock by means of a winch 12 feet above the deck of the boat (see figure).
- (a) The winch pulls in rope at a rate of 4 feet per second. Determine the speed of the boat when there is 13 feet of rope out. What happens to the speed of the boat as it gets closer to the dock?

- (b) Suppose the boat is moving at a constant rate of 4 feet per second. Determine the speed at which the winch pulls in rope when there is a total of 13 feet of rope out. What happens to the speed at which the winch pulls in rope as the boat gets closer to the dock?

- 25. Air Traffic Control** An air traffic controller spots two planes at the same altitude converging on a point as they fly at right angles to each other (see figure). One plane is 225 miles from the point moving at 450 miles per hour. The other plane is 300 miles from the point moving at 600 miles per hour.

- (a) At what rate is the distance between the planes decreasing?
- (b) How much time does the air traffic controller have to get one of the planes on a different flight path?

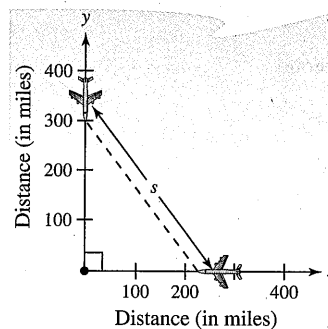


Figure for 25

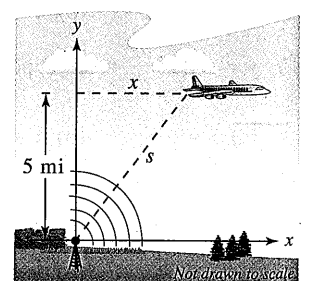


Figure for 26

- 26. Air Traffic Control** An airplane is flying at an altitude of 5 miles and passes directly over a radar antenna (see figure). When the plane is 10 miles away ($s = 10$), the radar detects that the distance s is changing at a rate of 240 miles per hour. What is the speed of the plane?

27. **Sports** A baseball diamond has the shape of a square with sides 90 feet long (see figure). A player running from second base to third base at a speed of 25 feet per second is 20 feet from third base. At what rate is the player's distance s from home plate changing?

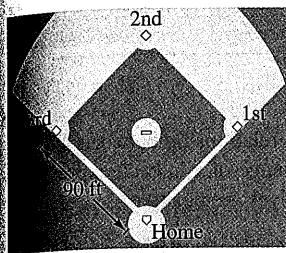


Figure for 27 and 28




Figure for 29

28. **Sports** For the baseball diamond in Exercise 27, suppose the player is running from first base to second base at a speed of 25 feet per second. Find the rate at which the distance from home plate is changing when the player is 20 feet from second base.

29. **Shadow Length** A man 6 feet tall walks at a rate of 5 feet per second away from a light that is 15 feet above the ground (see figure).

- (a) When he is 10 feet from the base of the light, at what rate is the tip of his shadow moving?
 (b) When he is 10 feet from the base of the light, at what rate is the length of his shadow changing?

30. **Shadow Length** Repeat Exercise 29 for a man 6 feet tall walking at a rate of 5 feet per second *toward* a light that is 20 feet above the ground (see figure).




Figure for 30

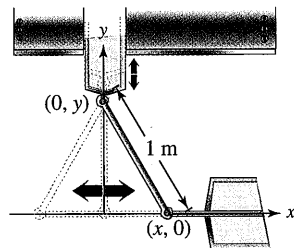


Figure for 31


31. **Machine Design** The endpoints of a movable rod of length 1 meter have coordinates $(x, 0)$ and $(0, y)$ (see figure). The position of the end on the x -axis is

$$x(t) = \frac{1}{2} \sin \frac{\pi t}{6}$$

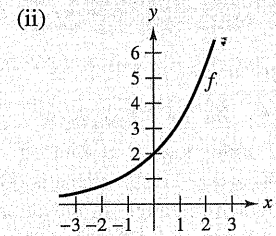
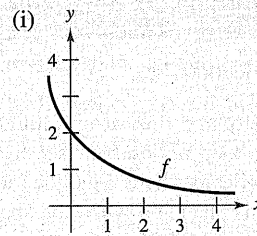
where t is the time in seconds.

- (a) Find the time of one complete cycle of the rod.
 (b) What is the lowest point reached by the end of the rod on the y -axis?
 (c) Find the speed of the y -axis endpoint when the x -axis endpoint is $(\frac{1}{4}, 0)$.
32. **Machine Design** Repeat Exercise 31 for a position function of $x(t) = \frac{3}{5} \sin \pi t$. Use the point $(\frac{3}{10}, 0)$ for part (c).

33. **Evaporation** As a spherical raindrop falls, it reaches a layer of dry air and begins to evaporate at a rate that is proportional to its surface area ($S = 4\pi r^2$). Show that the radius of the raindrop decreases at a constant rate.



34. **HOW DO YOU SEE IT?** Using the graph of f , (a) determine whether dy/dt is positive or negative given that dx/dt is negative, and (b) determine whether dx/dt is positive or negative given that dy/dt is positive.




35. **Electricity** The combined electrical resistance R of two resistors R_1 and R_2 , connected in parallel, is given by

$$\frac{1}{R} = \frac{1}{R_1} + \frac{1}{R_2}$$

where R , R_1 , and R_2 are measured in ohms. R_1 and R_2 are increasing at rates of 1 and 1.5 ohms per second, respectively. At what rate is R changing when $R_1 = 50$ ohms and $R_2 = 75$ ohms?

36. **Adiabatic Expansion** When a certain polyatomic gas undergoes adiabatic expansion, its pressure p and volume V satisfy the equation $pV^{1.3} = k$, where k is a constant. Find the relationship between the related rates dp/dt and dV/dt .

37. **Roadway Design** Cars on a certain roadway travel on a circular arc of radius r . In order not to rely on friction alone to overcome the centrifugal force, the road is banked at an angle of magnitude θ from the horizontal (see figure). The banking angle must satisfy the equation $rg \tan \theta = v^2$, where v is the velocity of the cars and $g = 32$ feet per second per second is the acceleration due to gravity. Find the relationship between the related rates dv/dt and $d\theta/dt$.



38. **Angle of Elevation** A balloon rises at a rate of 4 meters per second from a point on the ground 50 meters from an observer. Find the rate of change of the angle of elevation of the balloon from the observer when the balloon is 50 meters above the ground.

39. Angle of Elevation A fish is reeled in at a rate of 1 foot per second from a point 10 feet above the water (see figure). At what rate is the angle θ between the line and the water changing when there is a total of 25 feet of line from the end of the rod to the water?

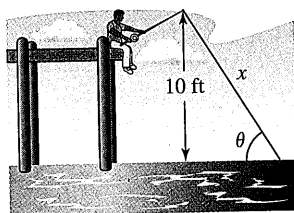


Figure for 39

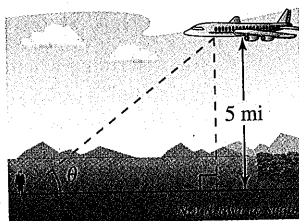


Figure for 40

40. Angle of Elevation An airplane flies at an altitude of 5 miles toward a point directly over an observer (see figure). The speed of the plane is 600 miles per hour. Find the rates at which the angle of elevation θ is changing when the angle is (a) $\theta = 30^\circ$, (b) $\theta = 60^\circ$, and (c) $\theta = 75^\circ$.

41. Linear vs. Angular Speed A patrol car is parked 50 feet from a long warehouse (see figure). The revolving light on top of the car turns at a rate of 30 revolutions per minute. How fast is the light beam moving along the wall when the beam makes angles of (a) $\theta = 30^\circ$, (b) $\theta = 60^\circ$, and (c) $\theta = 70^\circ$ with the perpendicular line from the light to the wall?




Figure for 41

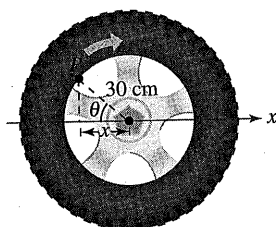


Figure for 42

42. Linear vs. Angular Speed A wheel of radius 30 centimeters revolves at a rate of 10 revolutions per second. A dot is painted at a point P on the rim of the wheel (see figure).

(a) Find dx/dt as a function of θ .

(b) Use a graphing utility to graph the function in part (a).

(c) When is the absolute value of the rate of change of x greatest? When is it least?

(d) Find dx/dt when $\theta = 30^\circ$ and $\theta = 60^\circ$.

43. Flight Control An airplane is flying in still air with an airspeed of 275 miles per hour. The plane is climbing at an angle of 18° . Find the rate at which it is gaining altitude.

44. Security Camera A security camera is centered 50 feet above a 100-foot hallway (see figure). It is easiest to design the camera with a constant angular rate of rotation, but this results in recording the images of the surveillance area at a variable rate. So, it is desirable to design a system with a variable rate of rotation and a constant rate of movement of the scanning beam along the hallway. Find a model for the variable rate of rotation when $|dx/dt| = 2$ feet per second.

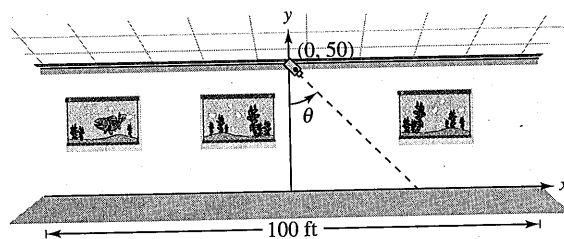


Figure for 44

45. Think About It Describe the relationship between the rate of change of y and the rate of change of x in each expression. Assume all variables and derivatives are positive.

(a) $\frac{dy}{dt} = 3 \frac{dx}{dt}$ (b) $\frac{dy}{dt} = x(L-x) \frac{dx}{dt}$, $0 \leq x \leq L$

Acceleration In Exercises 46 and 47, find the acceleration of the specified object. (Hint: Recall that if a variable is changing at a constant rate, its acceleration is zero.)

46. Find the acceleration of the top of the ladder described in Exercise 21 when the base of the ladder is 7 feet from the wall.

47. Find the acceleration of the boat in Exercise 24(a) when there is a total of 13 feet of rope out.

48. Modeling Data The table shows the numbers (in millions) of single women (never married) s and married women m in the civilian work force in the United States for the years 2003 through 2010. (Source: U.S. Bureau of Labor Statistics)

Year	2003	2004	2005	2006
s	18.4	18.6	19.2	19.5
m	36.0	35.8	35.9	36.3

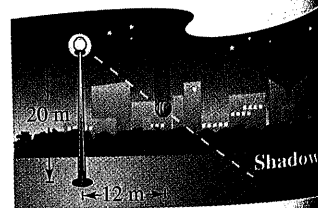
Year	2007	2008	2009	2010
s	19.7	20.2	20.2	20.6
m	36.9	37.2	37.3	36.7

(a) Use the regression capabilities of a graphing utility to find a model of the form $m(s) = as^3 + bs^2 + cs + d$ for the data, where t is the time in years, with $t = 3$ corresponding to 2003.

(b) Find dm/dt . Then use the model to estimate dm/dt for $t = 7$ when it is predicted that the number of single women in the work force will increase at the rate of 0.75 million per year.

49. Moving Shadow

A ball is dropped from a height of 20 meters, 12 meters away from the top of a 20-meter lamppost (see figure). The ball's shadow, caused by the light at



the top of the lamppost, is moving along the level ground. How fast is the shadow moving 1 second after the ball is released? (Submitted by Dennis Gittinger, St. Philips College, San Antonio, TX)