

Name: \_\_\_\_\_ Date: Nov 17 (Tues) Period: \_\_\_\_\_

Key

**Geometry**

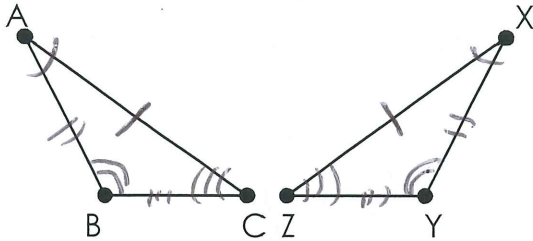
**Notes: Triangle Congruence (SSS & SAS)**

**Textbook: Lesson 4-4, page 264 - 272**

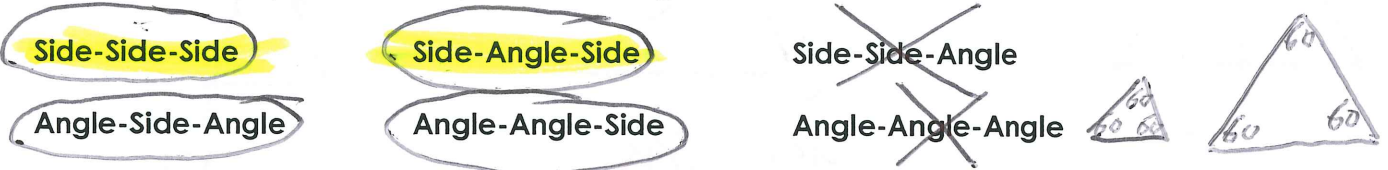
**Homework:**

**Essential Question: What are the similarities and differences between the five congruence postulates and theorems?**

In a previous lesson, we showed how triangles are congruent according to the *definition of congruent triangles*. If  $\triangle ABC \cong \triangle XYZ$ , what else do we know?



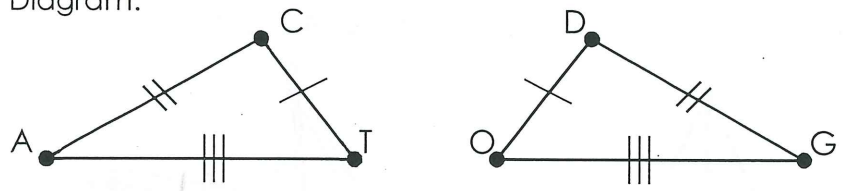
However, there ways to know whether or not two triangles are congruent with less information than all 6 pairs of corresponding parts. When working with 3 measurements (angles, or sides, or a combination of the two), there are 6 possible arrangements:



Two of these arrangements of congruent corresponding parts will not guarantee that triangles are congruent: SSA and AAA. The other four arrangements of measurements and a special theorem for right triangles will guarantee that triangles are congruent.


**Side-Side-Side Congruence Postulate (SSS  $\cong$  Postulate):** If 3 sides of one triangle are congruent with three 3 of another triangle, then the triangles are congruent.

Diagram:



$\triangle ACT \cong \triangle GDO$

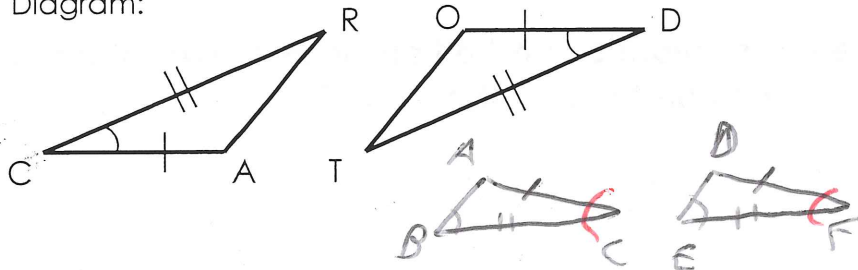
The SSS  $\cong$  Postulate shows why triangles are used when constructing buildings, bridges, and even bookshelves. Three given side lengths **cannot** create more than one possible triangular shape. So, when a structure is composed of triangles, it **cannot** change its shape. For this reason, a triangle is known as a **rigid shape**.



Name: \_\_\_\_\_ Date: \_\_\_\_\_ Period: \_\_\_\_\_

**Side-Angle-Side Congruence Postulate (SAS  $\cong$  Postulate):** If two sides and the included angle of one triangle are congruent with 2 sides and the included angle of another triangle, then the triangles are congruent.

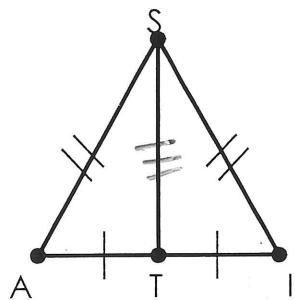
Diagram:



angle has to be between the 2 marked sides

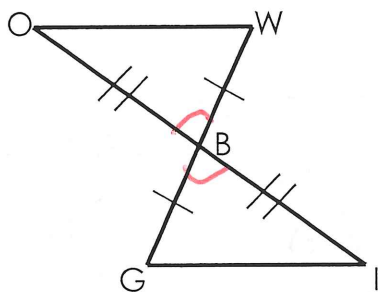
**Examples:** Determine whether the congruence statement is true based on the given figure. Explain your reasoning.

a.  $\triangle SAT \cong \triangle SIT$



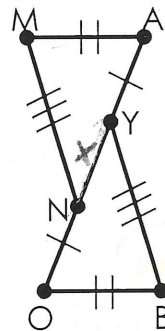
yes, SSS ✓

b.  $\triangle BOW \cong \triangle BIG$



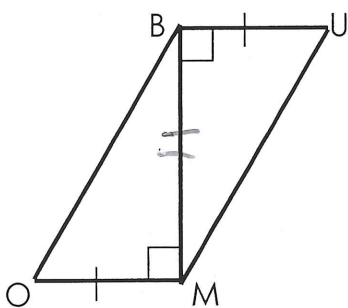
yes, SAS

c.  $\triangle MAN \cong \triangle BOY$



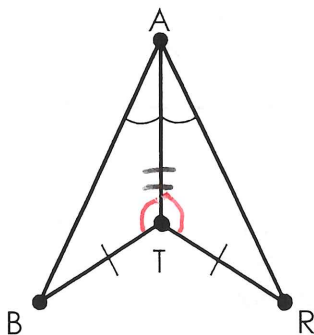
yes, SSS

d.  $\triangle BUM \cong \triangle MOB$



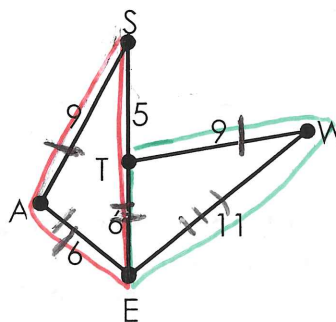
yes, SAS

e.  $\triangle BAT \cong \triangle RAT$



SSA, not enough info

f.  $\triangle SEA \cong \triangle WET$

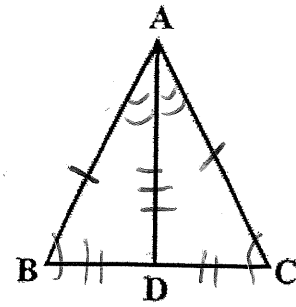


SSS, yes

Name: \_\_\_\_\_

Given:  $\overline{AB} \cong \overline{AC}, \overline{BD} \cong \overline{CD}, \angle B \cong \angle C, \angle BAD \cong \angle CAD$

Prove:  $\triangle ABD \cong \triangle ACD$

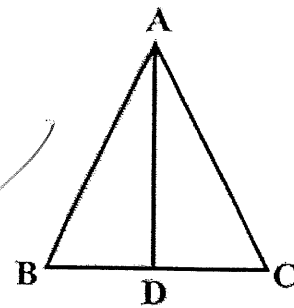


Statements	Reasons
1) $\overline{AB} \cong \overline{AC}, \overline{BD} \cong \overline{CD}$	Given
2) $\overline{AD} \cong \overline{AD}$	Reflexive Property
3) $\angle B \cong \angle C, \angle BAD \cong \angle CAD$	Given
4) $\angle BDA \cong \angle CDA$	3 <sup>rd</sup> angle theorem
5) $\triangle ABD \cong \triangle ACD$	Definition of Congruent Triangles

Name: \_\_\_\_\_


Given:  $\overline{AB} \cong \overline{AC}, \overline{BD} \cong \overline{CD}, \angle B \cong \angle C, \angle BAD \cong \angle CAD$

Prove:  $\triangle ABD \cong \triangle ACD$

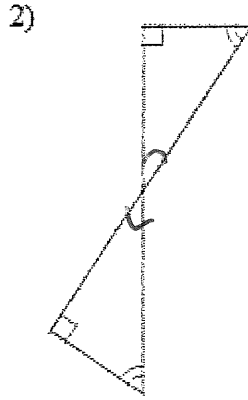


Statements	Reasons
$\overline{AB} \cong \overline{AC}, \overline{BD} \cong \overline{CD}$	
	Reflexive Property
	Given
$\angle BDA \cong \angle CDA$	
	Definition of Congruent Triangles

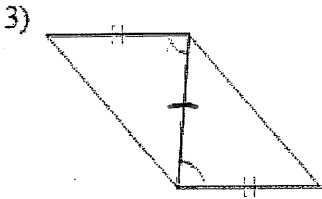
State if the two triangles are congruent. If they are, state how you know.



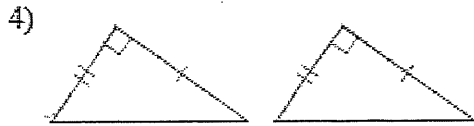
SSS



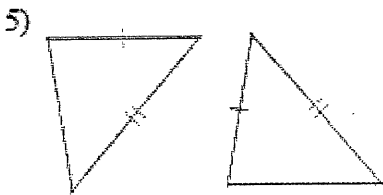
AAA, not enough info




SAS



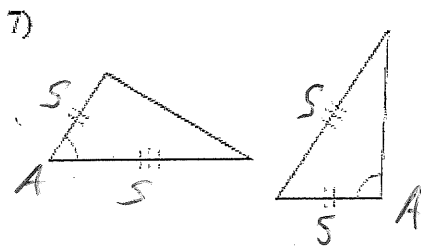
SAS



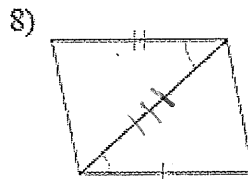
not enough info



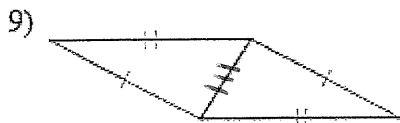
SAS



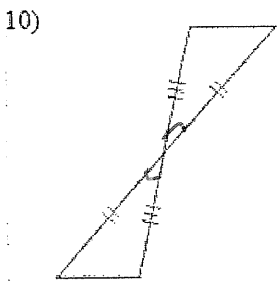
not enough info



not enough info



SSS



SAS

Geometry  
SSS and SAS - Triangle Congruence Homework

Determine if the triangles are congruent. If they are (1) state the postulate used and (2) write a congruence statement. If not, explain why.

1.   
SSS

2.   
AAA, not enough info

3.   
not enough info

4.   
SSS

5.   
SSS

6.   
not enough info

Determine if the given congruence statement is correct. If it is not, correct it.

7.  $\triangle ABD \cong \triangle CDB$

SSS

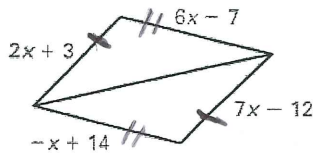
8.  $\triangle RST \cong \triangle RQT$

SSS

9.  $\triangle ABC \cong \triangle DEF$

SSS

10. Determine all values of x that would make the 2 triangles congruent. Explain.



$$7x - 12 = 2x + 3$$

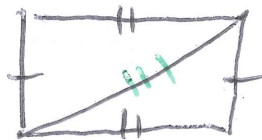
$$5x = 15$$

$$x = 3$$

$$6x - 7 = -x + 14$$

$$7x = 21 \quad x = 3$$

11. Mrs. Gibbons is making a sandwich for her two twin girls. She uses 2 rectangular pieces of bread to make one sandwich and then cuts along the diagonal. Are the two triangular sandwiches congruent? Explain.



yes, by SSS

Use the diagram to name the included angle between the given pair of sides.

1.  $\overline{GH}$  and  $\overline{HI}$   $\angle GHI$

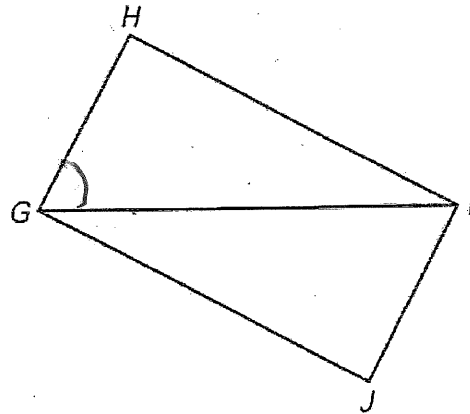
2.  $\overline{HI}$  and  $\overline{IG}$   $\angle HIG$

3.  $\overline{IG}$  and  $\overline{HG}$   $\angle IGH$

4.  $\overline{GI}$  and  $\overline{IJ}$   $\angle GIJ$

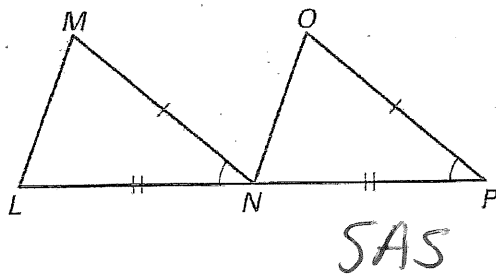
5.  $\overline{JG}$  and  $\overline{IG}$   $\angle JGI$

6.  $\overline{IJ}$  and  $\overline{GJ}$   $\angle IJG$

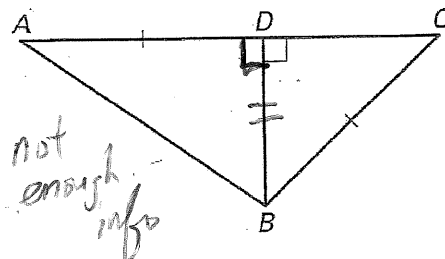


Decide whether enough information is given to prove that the triangles are congruent using the SAS Congruence Postulate.

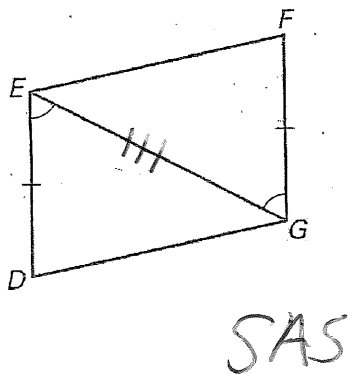
7.  $\triangle LMN, \triangle NOP$



8.  $\triangle ABD, \triangle CBD$



9.  $\triangle DEG, \triangle FGE$



10.  $\triangle RST, \triangle VUT$

