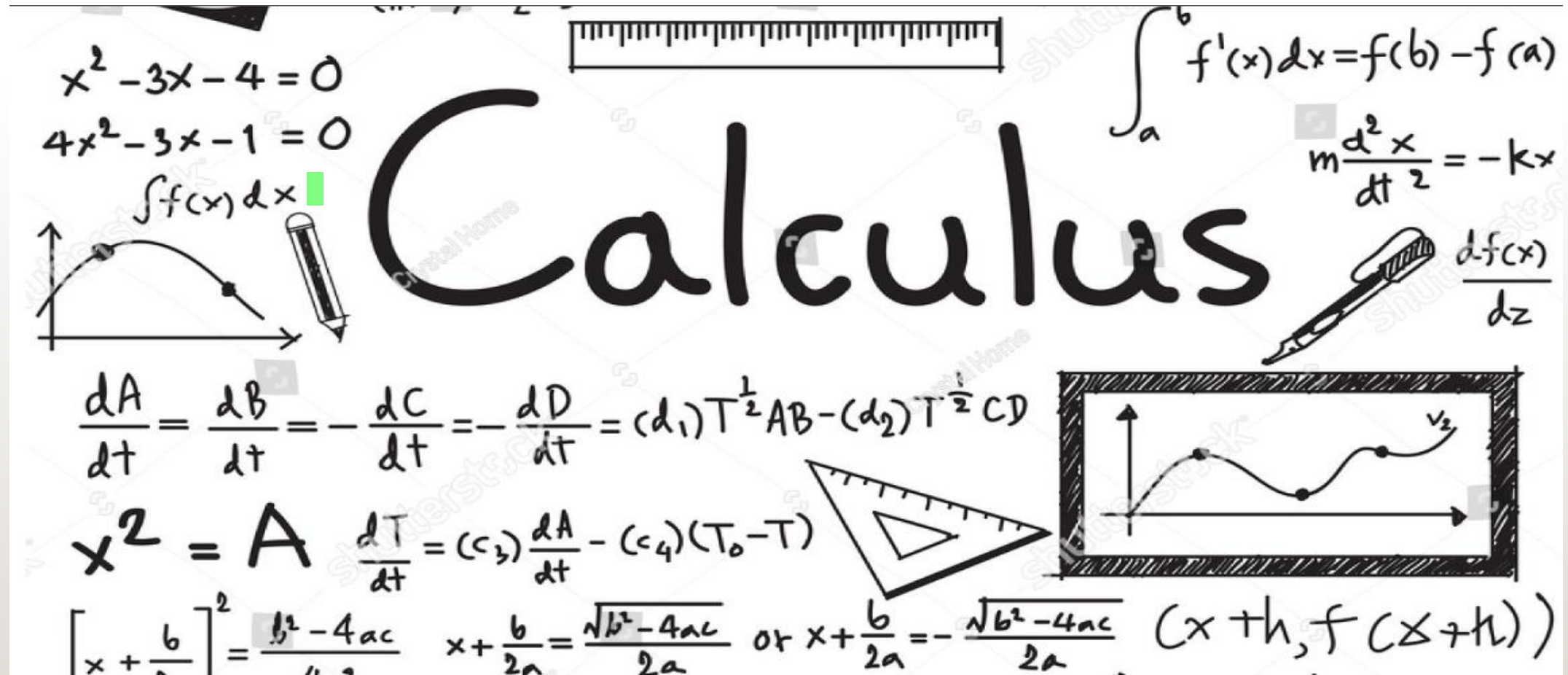


# AP CALCULUS AB 2022-23



# Take a minute now to Sign up for Remind

---

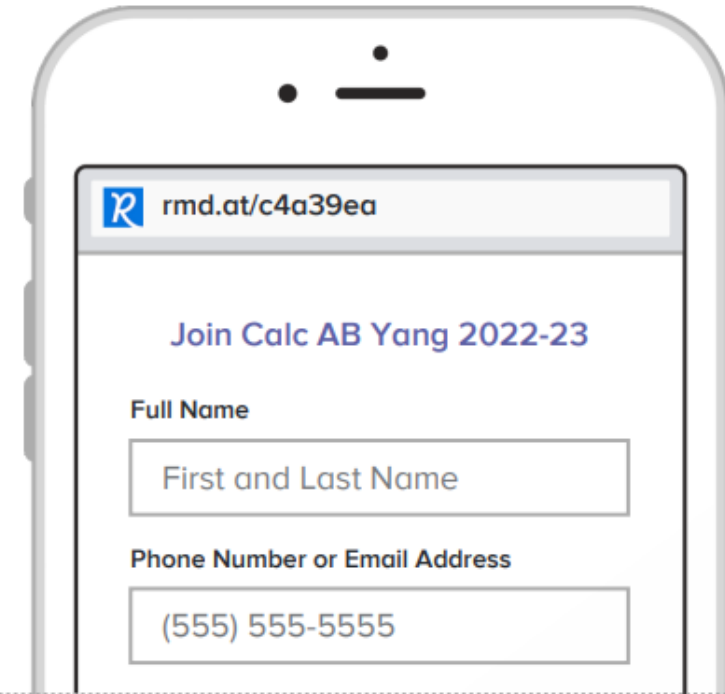
A

If you have a smartphone, get push notifications.

On your iPhone or Android phone, open your web browser and go to the following link:

[rmd.at/c4a39ea](https://rmd.at/c4a39ea)

Follow the instructions to sign up for Remind. You'll be prompted to download the mobile app.



The illustration shows a smartphone screen with a web browser. The address bar displays the URL [rmd.at/c4a39ea](https://rmd.at/c4a39ea). The page content includes the heading "Join Calc AB Yang 2022-23", a "Full Name" label with a text input field containing "First and Last Name", and a "Phone Number or Email Address" label with a text input field containing "(555) 555-5555".

B

If you don't have a smartphone, get text notifications.

Text the message [@c4a39ea](https://rmd.at/c4a39ea) to the number **81010**.

If you're having trouble with **81010**, try texting [@c4a39ea](https://rmd.at/c4a39ea) to (563) 265-6842.

*\* Standard text message rates apply.*



The illustration shows a smartphone screen with a text messaging app. The "To" field contains the number **81010**. The "Message" field contains the text [@c4a39ea](https://rmd.at/c4a39ea).

My Teacher Website: [mryangteacher.weebly.com](http://mryangteacher.weebly.com)

(Also embedded on Class TEAMS Page under “Class Website”)



## Mr. Yang's Teacher Website

[Calculus AB/BC](#)[Accel Pre-Calculus](#)[Calculus BC](#)[Non-AP Calculus](#)[Geometry](#)[Math Team](#)[Mu Alpha Theta](#)

### Calculus AB Tab

#### ➤ Class Notes

##### ➤ Begin with

##### Ch. P Pre-Calculus

#### ➤ Class Calendar

#### ➤ Download textbook pdf onto your device

#### ➤ Syllabus

## AP CALCULUS AB

\*\*\*\*\* 2021 Calculus AB Summer Packet(voluntary pre-calc review, not required, no grade)\*\*\*\*\*

[AB Calculus Summer Packet Problems](#)[Summer Packet Solutions](#)[Solution correction #13a](#)

### I. [Class Notes and Videos](#)

### II. [Class Calendar - AP Calculus AB - August 2021](#)

- III. a) [Calculus Larson Online Textbook 10e](#)  
b) [Calc Chat \(Larson 10e\) Textbook Solutions \(Odd-Numbered Problems\)](#)  
c) [Slader \(Even & Odd Answers\)](#)

### IV. [Online Resources](#)

### v. [Syllabus Fall 2021](#) - AP Calculus AB (Draft)

My Teacher Website: **mryangteacher.weebly.com**

(Also embedded on Class TEAMS Page under “Class Website”)

The image shows a screenshot of a Weebly website's navigation menu. The top navigation bar is dark blue with white text for the following links: [Calculus AB/BC](#), [Accel Pre-Calculus](#), [Calculus BC](#), [Non-AP Calculus](#), [Geometry](#), [Math Team](#), [Mu Alpha Theta](#), and [more...](#). Below this, a secondary menu is visible with two highlighted items: [Class Notes/Videos](#) and [Chapter P](#). To the left of the main content area, a vertical sidebar menu lists various resources: [Online Resources](#), [Ch. 1 Limits](#), [Ch. 2 Derivatives](#), [Ch. 2.6 Related Rates](#), [Ch. 3 Curve Sketching / Optimization](#), [Ch. 5 Logs/Exponential\(Derivatives\)](#), [Trig Unit](#), [Fall Exam Review](#), [Ch. 4 Integrals](#), and [Ch. 5, Ch. 6 Log Integrals, Differential Equations](#). The main content area on the right displays several text elements: a red header "\*\*\*\*\* 2021 Calculus AB Summer Packet Solutions \*\*\*\*\*", a blue link "view, not required, no grade)", a blue link "Packet Solutions", a blue link "Solution correction #13a", a dashed line, a blue heading "I. Class Notes and Videos", a blue heading "II. Class Calendar", a blue heading "B - August 2021", a blue heading "III. a) Calculus Larson b) Calc Chat (Larson) c) Slader (Even & Odd)", a blue heading "IV. Online Resources", a blue heading "V. Syllabus Fall 2021", and a blue heading "s AB (Draft)".

Go to “Chapter P” Page, and practice accessing [Textbook problems](#), [HW Calendar](#), [Notes](#), [Key](#), and [Video](#).

[Calculus AB/BC](#)

[Accel Pre-Calculus](#)

[Calculus BC](#)

[Non-AP Calculus](#)

[Geometry](#)

[Math Team](#)

[Mu Alpha Theta](#)

[more...](#)

## Chapter P Pre-Calculus

0) [Textbook Problems: Ch. P.1](#)   [Ch. P.2](#)   [Ch. P.3](#)   [Ch. P \( Odd Problem Answers \)](#)

### August 2021

[August 2021 HW Calendar](#)

1) (Mon. 8/9) [Syllabus Fall 2021](#)   [August 2021 Calendar](#)  
[Parent Info Sheet](#)   ["Who am I?" handout](#)


2) (Tues 8/10) [Ch. P1-P3 Handout Notes](#)   [notes.key](#)   [P1.video](#)   [P2.video](#)   [P3.video](#)  
[P1-P3 Homework 2017](#)

3) (Wed 8/11) [Ch. P2 Notes/Practice continued](#)

---

I encourage you all to download the TEAMS and Outlook App on your Mobile Device

- TEAMS App allows for easy submission of assignments: (take photo of your work and submit through TEAMS)
- Outlook App for easy access checking emails on your school account



# Highlights from our Class Syllabus

---

- Grading Scale: **Major (Tests): 55%** **Minor (quizzes): 35%** **Practice (homework): 10%**
- All Tests and Quizzes will be **CLOSED NOTES**.
- No Final Exam this Fall semester
- Homework will be assigned and checked daily. **Daily routine:** 1) check for HW completion (looking for your work, your steps, corrections: Writing down just problems and answers is not sufficient) 2) Go over selected HW problems. 3) Answer questions 4) Start new lesson
- Each HW assignment will be worth 4 points. Any late HW shown to me before the next assessment (quiz or test) will earn 3 points per assignment. Late HW will not be accepted after the Unit test is given. (For each unit, your HW percentage grade will be entered out of 100 points in the practice category)

# Highlights from our Class Syllabus

## (...continued)

---

- Cell Phones are to be placed in the Wall Pocket Holder at the front of the classroom when you enter the classroom. Students can retrieve their devices 5 mins before the bell.
- All devices and/or laptop computers are to be put away off your desk during classroom instruction time.
- Students will have opportunity to recover each **test** grade up to a 75. (Recovery test need to be completed **before** the next unit test)
- I'll hold morning help sessions day of quiz/tests 7:15am (or the afternoon the day before test/quiz depending on schedule 3:40 pm). Help Sessions M-F 7:30-8:10am & 3:30-4pm
- Help Sessions will be recorded and uploaded to YouTube (links on my website)
- We will have 1 day this week to go to Media Hub during class to pick up Textbook for those who want one. (Keep at home for reference. No need to have in your locker or bring to textbook to class)

# Student Class Supply List

---


1) Graphing Calculator - TI 83 Plus , TI-84 Plus, or **TI – 84 Plus CE**

**\*Scientific calculator TI-36x Pro not allowed on AP exam.**

2) Loose-Leaf Paper, 3-Ring Binder, Class Folder, Printer Paper, Graph Paper

3) Pencil, Pen, Eraser, ruler, Highlighter, colored pens

4) Textbook - Calculus of a Single Variable, Larson 10<sup>th</sup> Edition, AP edition  
(we will provide each student with a textbook 1<sup>st</sup> week of school)



# CALCULUS BIG IDEAS

---

- Fall Semester focus is Differential Calculus: **Derivatives** describes rate of change of one variable with respect to another. (In other words, rate of change is related to **Slope**)
- Spring Semester focus is Integral Calculus: **Definite integrals** describes the net change in one variable over an interval of another. (In other words, net change is related to **Area**)

# DAY 2 TOMORROW (TUES 8/9)

---

- Pick up Guided Notes & HW Calendar handouts front of classroom
- Look for your **assigned seats** (seating chart projected on the board)
- Look for your assigned number in the Cell Pocket Caddy to place your device
- Turn in your “Who am I” sheet

ANY QUESTION?



I'M LOOKING FORWARD  
TO SUPPORTING YOUR  
LEARNING THIS  
SCHOOL YEAR!!!

---

